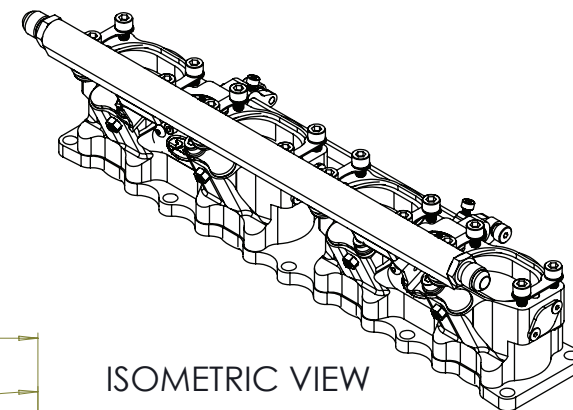
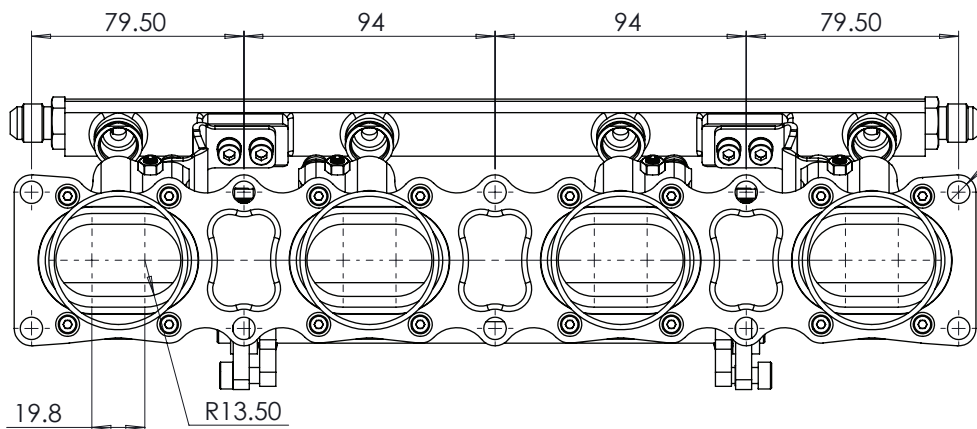
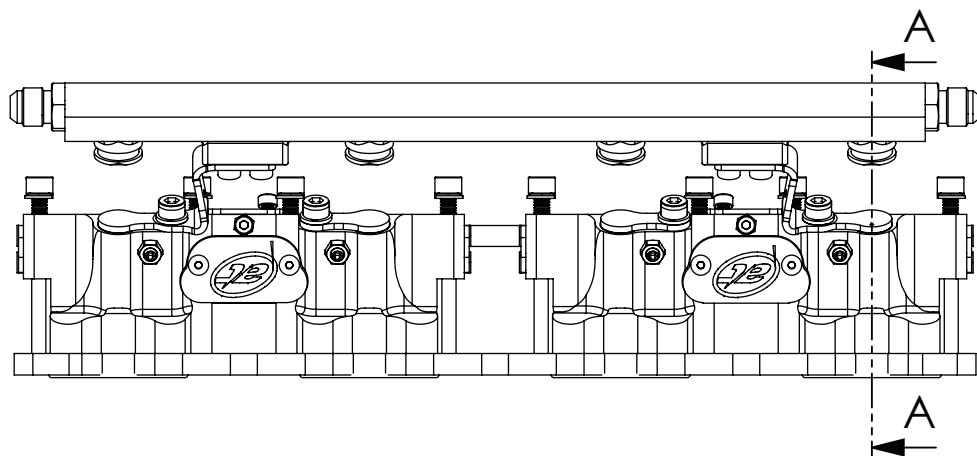
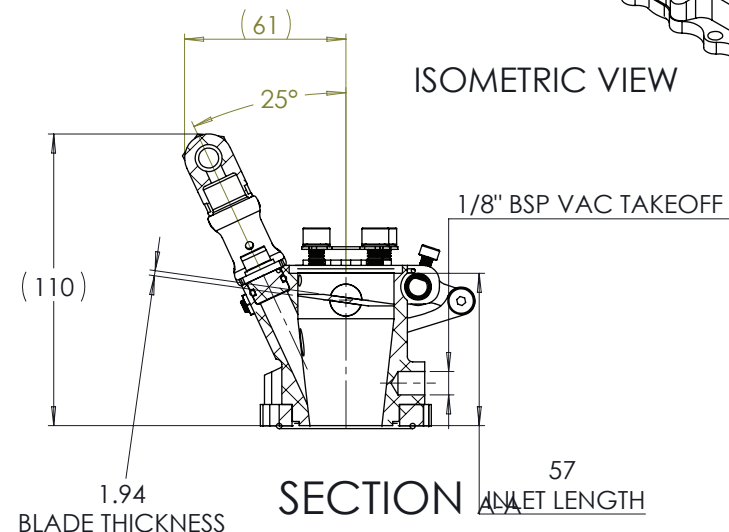


NOTE;

BLADE DIMENSIONS - 50 WIDE x 36 HIGH
= Ø45mm EQUIVALENT OVAL



ISOMETRIC VIEW



SECTION A-A

10 x Ø 8.40 THRU ALL

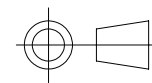


COPYRIGHT (c) 2013
AT POWER LTD
UNIT 9, CHESTNUT DRIVE, WYMONDHAM,
NORFOLK, UK, NR18 9SB

UNLESS OTHERWISE STATED:
DIMENSIONS IN MILLIMETRES
TOLERANCES: LINEAR ± 0.1 ANGULAR $\pm 0.5^\circ$
SURFACE FINISH: $\sqrt{\text{ }}$ = $\sqrt{\text{ }}$
DRAWING STANDARDS TO ATQS 6003
DATE FORMAT: DD/MM/YY

THIS DESIGN IS THE PROPERTY OF
AT POWER THROTTLES LTD AND
MUST NOT BE REPRODUCED OR
COMMUNICATED WITHOUT
AUTHORITY

CAD PLOT
DO NOT
SCALE



THIRD ANGLE PROJECTION

SCALE
1:2

WEIGHT
1.9 kg

DRAWN- S.HOW

DATE - 30/11/20

CHECKED - M.DAVIS

APPROVED - A.CLIFFTON

MATERIAL

SEE COMPONENT PARTS

FINISH

SEE COMPONENT PARTS

DRAWING TITLE

ASSY - TWIN - SUZUKI
- SWIFT - 45MM

DRAWING NUMBER

102-104-00065

SHEET 2 OF 2 A3